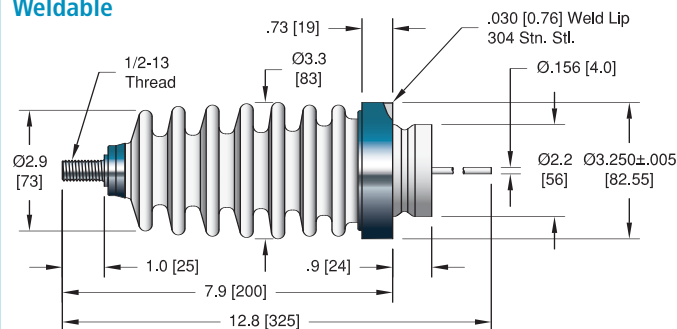
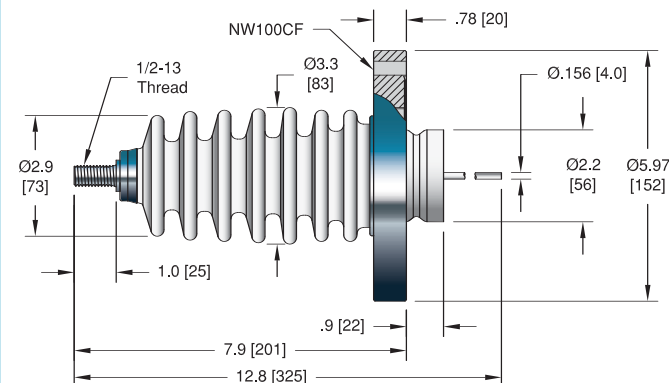
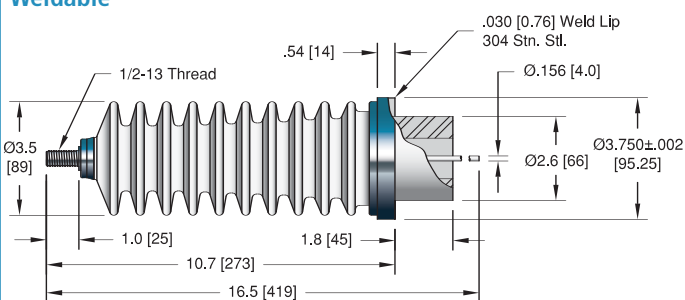
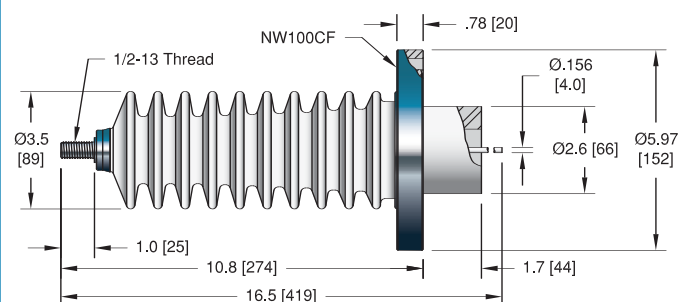


**DC Voltage: 70 kV  
Weldable****ConFlat****DC Voltage: 100 kV  
Weldable****ConFlat****Specifications - 70 kV****Materials**

Housing: 304 Stainless steel  
 Conductor: 304 Stainless steel  
 Insulation: Alumina ceramic  
 Magnetic Materials: Yes

**Voltage Rating** 70 kV DC

**Current Rating** 6.5 Amps

**Temperature Range** -269°C to 450°C

**Pressure @ 20°C** 125 PSIG (8.6 Bar), ISO KF 0 PSIG

**Specifications - 100 kV****Materials**

Housing: 304 Stainless steel  
 Conductor: 304 Stainless steel  
 Insulation: Alumina ceramic  
 Magnetic Materials: Yes

**Voltage Rating** 100 kV DC

**Current Rating** 6.5 Amps

**Temperature Range** -269°C to 450°C

**Pressure @ 20°C** 125 PSIG (8.6 Bar), ISO KF 0 PSIG



CONDUCTORS AMPS	MATERIAL	INSTALLATION	VOLTAGE DC	PART NUMBER
6.5	304 Stn. Stl.	Weld	70 kV	6526-01-W

**CONFLAT FLANGE**



6.5	304 Stn. Stl.	6" (NW100CF)	70 kV	7884-01-CF
-----	---------------	--------------	-------	------------



6.5	304 Stn. Stl.	Weld	100 kV	6523-01-W
-----	---------------	------	--------	-----------

**CONFLAT FLANGE**



6.5	304 Stn. Stl.	6" (NW100CF)	100 kV	6722-01-CF
-----	---------------	--------------	--------	------------

FEEDTHROUGH