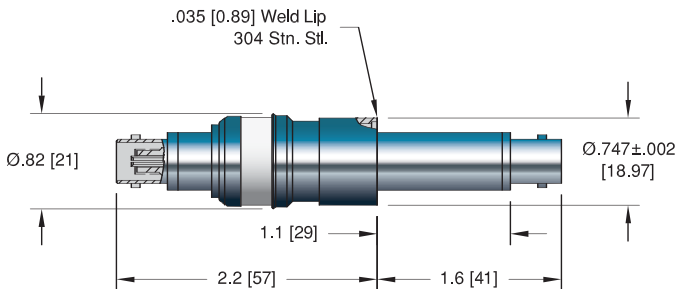
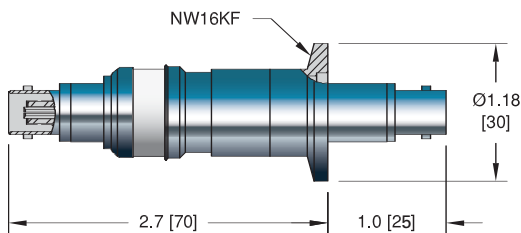


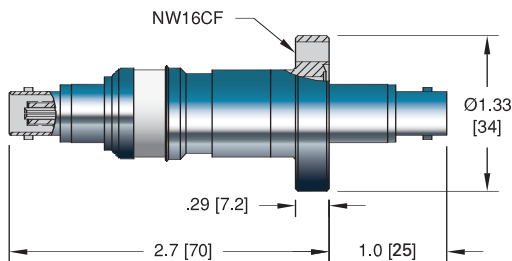
Weldable



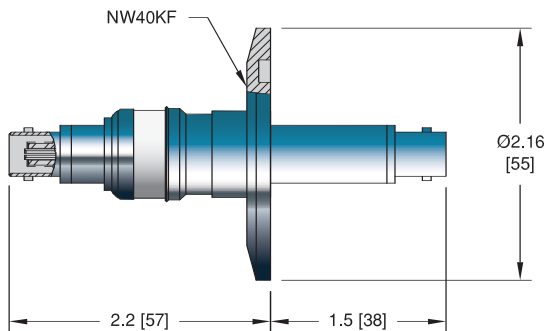
ISO KF - NW16KF



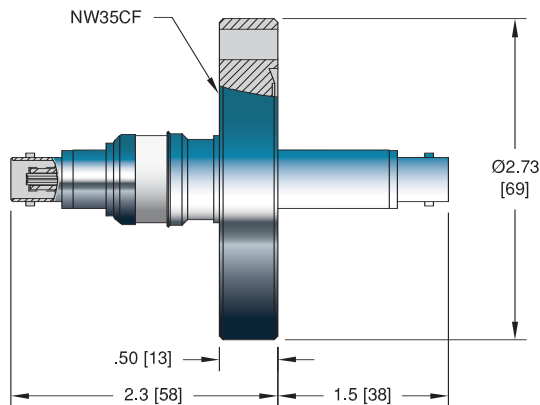
ConFlat - NW16CF



ISO KF - NW40KF



ConFlat - NW35CF



Specifications

Materials

- Housing: 304 Stainless steel
- Pin: 304 Stainless steel
- Insulation: Alumina ceramic
- Magnetic Materials: Yes

Voltage Rating Pin/Shield: 500 V DC, Shield/Gnd: 2.5 kV DC

Current Rating 3.6 Amps

Temperature Range -269°C to 450°C, ISO KF -25°C to 205°C

Pressure @ 20°C 400 PSIG (28 Bar), ISO KF 0 PSIG




Double Ended Weldable

INSTALLATION	PART NUMBER
Weld	17190-01-W



Double Ended ISO KF

ISO FLANGE	PART NUMBER
NW16KF	17191-01-KF
NW40KF	17191-05-KF



Double Ended ConFlat

CONFLAT FLANGE	PART NUMBER
1 1/3" (NW16CF)	17192-01-CF
2 3/4" (NW35CF)	17193-01-CF



Air Side Cable Assembly

TYPE	LENGTH	VOLTAGE DC	CONDUCTOR AMPS	TEMPERATURE MIN	TEMPERATURE MAX	PART NUMBER
50 Ohm BNC – Double Ended	10'	500 V	5	-40	85	18921-01-A



Air Side Plug

TYPE	VOLTAGE DC	CONDUCTOR AMPS	DIMENSIONS		DESCRIPTION	PART NUMBER
			H	L		
Air Side	500 V	5	0.56 [14]	1.1 [28]	BNC Plug	7116-02

See the Accessories section for more information on all accessories.

COAXIAL