

Feedthrough

Multipin Connector

Coaxial

Thermocouple

Isolator

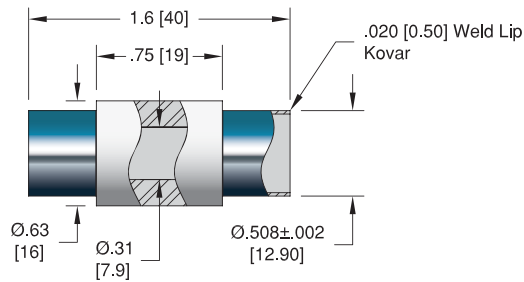
Viewport

Pressure

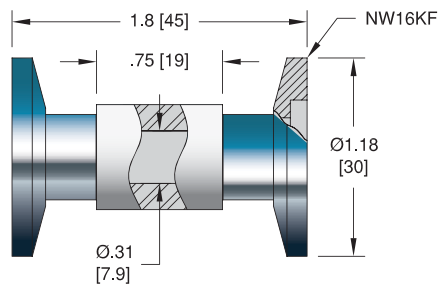
Accessories

Technical Reference

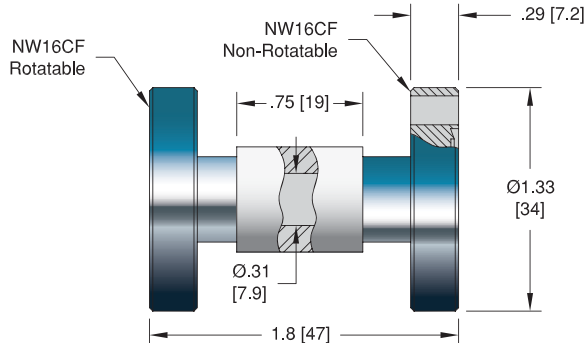
### Insulator ID: .31 [7.9] Weldable



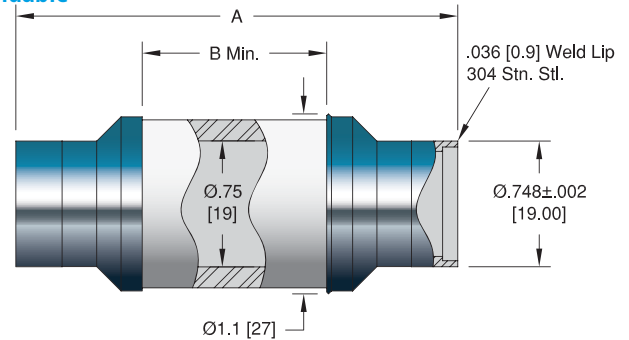
### ISO KF



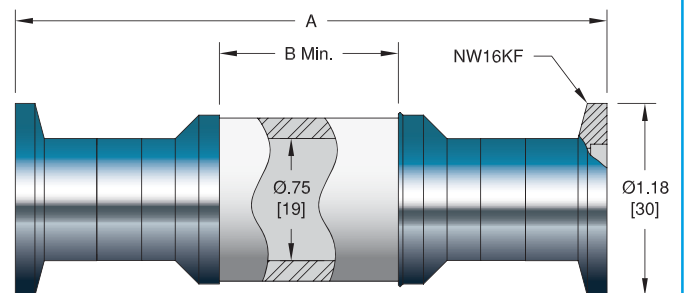
### ConFlat



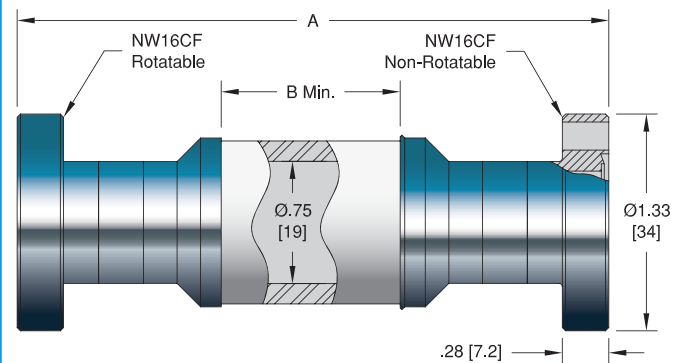
### Insulator ID: .75 [19] Weldable



### ISO KF



### ConFlat



### Specifications - Insulator ID: .31 [7.9]

#### Materials

Tube: Kovar  
Insulation: Alumina ceramic  
Magnetic Materials: Yes

**Voltage Rating** 15 kV DC

**Temperature Range** -55°C to 450°C, ISO KF -25°C to 205°C

**Pressure @ 20°C** See table

### Specifications - Insulator ID: .75 [19]

#### Materials

Tube: Stainless steel  
Insulation: Alumina ceramic  
Magnetic Materials: See table

**Voltage Rating** See table

**Temperature Range** See table


**Pressure @ 20°C** See table



VOLTAGE DC	INSTALLATION	PRESSURE @ 20 °C PSIG BAR		PART NUMBER
15 kV	Weld	900	61	9997-05-W



ISO FLANGE				
15 kV	NW16KF	-	-	17235-01-KF




CONFLAT FLANGE				
15 kV	1 1/3" (NW16CF)	900	61	4511-01-CF



VOLTAGE DC	INSTALLATION	DIMENSIONS A B		PRESSURE @ 20 °C PSIG BAR		TEMP °C MIN MAX	MAGNETIC MATERIALS	PART NUMBER
6 kV	Weld	1.9 [48]	0.25 [6.3]	500	34	-55 450	Yes	9998-04-W
20 kV	Weld	2.6 [67]	1.0 [25]	500	34	-55 450	Yes	9998-01-W
35 kV	Weld	3.6 [92]	2.0 [51]	500	34	-55 450	Yes	9998-03-W
6 kV	Weld	1.9 [48]	0.25 [6.3]	350	24	-269 450	No	9998-06-W
20 kV	Weld	2.6 [67]	1.0 [25]	350	24	-269 450	No	9998-07-W
35 kV	Weld	3.6 [92]	2.0 [51]	350	24	-269 450	No	9998-08-W



ISO FLANGE								
6 kV	NW16KF	2.9 [73]	0.25 [6.3]	-	-	-25 205	Yes	17236-01-KF
20 kV	NW16KF	3.6 [92]	1.0 [25]	-	-	-25 205	Yes	17236-02-KF
35 kV	NW16KF	4.6 [118]	2.0 [51]	-	-	-25 205	Yes	17236-03-KF
6 kV	NW16KF	2.9 [73]	0.25 [6.3]	-	-	-25 205	No	17236-04-KF
20 kV	NW16KF	3.6 [92]	1.0 [25]	-	-	-25 205	No	17236-05-KF
35 kV	NW16KF	4.6 [118]	2.0 [51]	-	-	-25 205	No	17236-06-KF



CONFLAT FLANGE								
6 kV	1 1/3" (NW16CF)	2.9 [73]	0.25 [6.3]	500	34	-55 450	Yes	8000-04-CF
20 kV	1 1/3" (NW16CF)	3.6 [92]	1.0 [25]	500	34	-55 450	Yes	8000-02-CF
35 kV	1 1/3" (NW16CF)	4.6 [118]	2.0 [51]	500	34	-55 450	Yes	8000-03-CF
6 kV	1 1/3" (NW16CF)	2.9 [73]	0.25 [6.3]	350	24	-269 450	No	8000-06-CF
20 kV	1 1/3" (NW16CF)	3.6 [92]	1.0 [25]	350	24	-269 450	No	8000-07-CF
35 kV	1 1/3" (NW16CF)	4.6 [118]	2.0 [51]	350	24	-269 450	No	8000-08-CF

Feedthrough  
Multipin Connector  
Coaxial  
Thermocouple  
Isolator  
Viewport  
Pressure  
Accessories  
Technical Reference