

Feedthrough

Multipin Connector

Coaxial

Thermocouple

Isolator

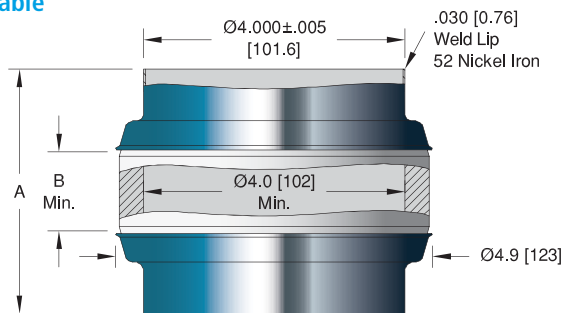
Viewport

Pressure

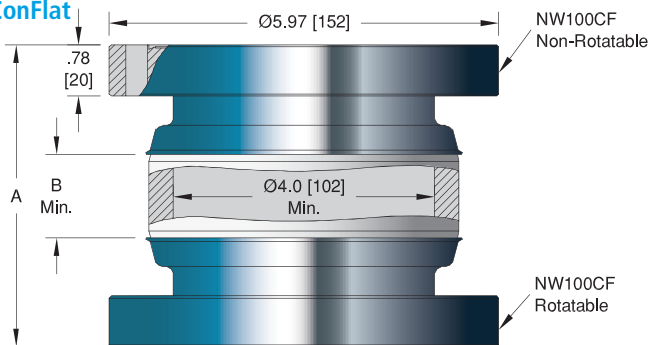
Accessories

Technical Reference

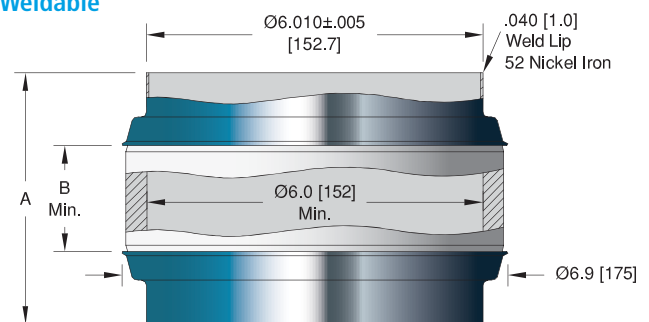
Insulator ID: 4.0 [102] Weldable



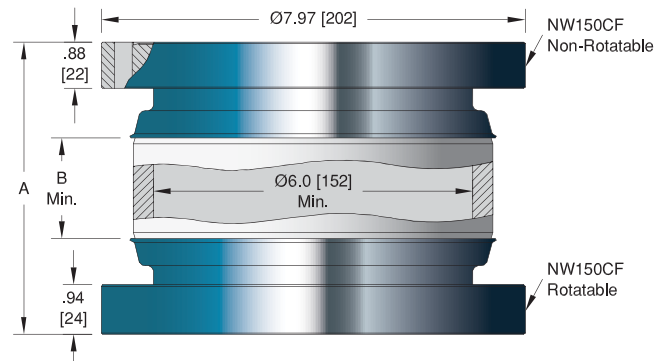
ConFlat



Insulator ID: 6.0 [152] Weldable



ConFlat



Specifications

Materials

Tube: 52 Nickel iron
Insulation: Alumina ceramic
Magnetic Materials: Yes

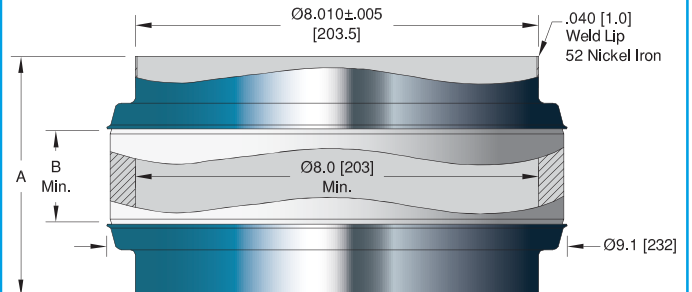
Voltage Rating See table

Temperature Range -269°C to 450°C

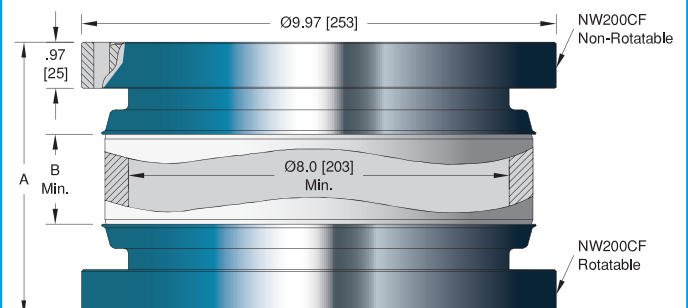
Pressure @ 20°C

Insulator ID: 4.0 [102] – 60 PSIG (4 Bar)
Insulator ID: 6.0 [152] – 40 PSIG (2.7 Bar)
Insulator ID: 8.0 [203] – 30 PSIG (2 Bar)

Insulator ID: 8.0 [203] Weldable




ConFlat





VOLTAGE DC	INSTALLATION	DIMENSIONS		PART NUMBER
		A	B	
20 kV	Weld	3.7 [95]	0.90 [22.8]	17141-01-W
60 kV	Weld	6.5 [165]	3.65 [92.7]	17141-02-W




CONFLAT FLANGE

20 kV	6" (NW100CF)	4.6 [117]	0.90 [22.8]	17145-01-CF
60 kV	6" (NW100CF)	7.4 [187]	3.65 [92.7]	17145-02-CF



VOLTAGE DC	INSTALLATION	DIMENSIONS		PART NUMBER
		A	B	
30 kV	Weld	4.5 [114]	1.5 [38]	17142-01-W
55 kV	Weld	6.0 [152]	3.0 [76]	17142-02-W
75 kV	Weld	7.5 [191]	4.5 [114]	17142-03-W



CONFLAT FLANGE

30 kV	8" (NW150CF)	5.5 [140]	1.5 [38]	17146-01-CF
55 kV	8" (NW150CF)	7.0 [178]	3.0 [76]	17146-02-CF
75 kV	8" (NW150CF)	8.5 [216]	4.5 [114]	17146-03-CF



VOLTAGE DC	INSTALLATION	DIMENSIONS		PART NUMBER
		A	B	
30 kV	Weld	4.75 [121]	1.5 [38]	17143-01-W
55 kV	Weld	6.25 [159]	3.0 [76]	17143-02-W
75 kV	Weld	7.75 [197]	4.5 [114]	17143-03-W



CONFLAT FLANGE

30 kV	10" (NW200CF)	5.8 [146]	1.5 [38]	17147-01-CF
55 kV	10" (NW200CF)	7.3 [184]	3.0 [76]	17147-02-CF
75 kV	10" (NW200CF)	8.8 [222]	4.5 [114]	17147-03-CF

Feedthrough

Multiple Connector

Coaxial

Thermocouple

Isolator

Viewport

Pressure

Accessories

Technical Reference