



## Specifications

### Materials

Housing: 304 Stainless steel  
 Pins: Alumel  
 Insulation: Alumina ceramic  
 Magnetic Materials: Yes

**Voltage Rating** See table

**Current Rating** 5 Amps per pin

**Temperature Range** -269°C to 450°C, ISO KF -25°C to 205°C

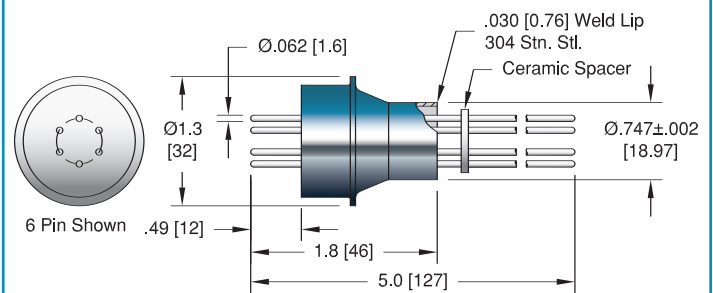
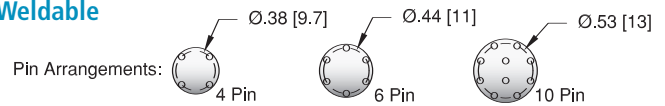
**Pressure @ 20°C** ISO KF 0 PSIG

4 Pin - 600 PSIG (41 Bar)

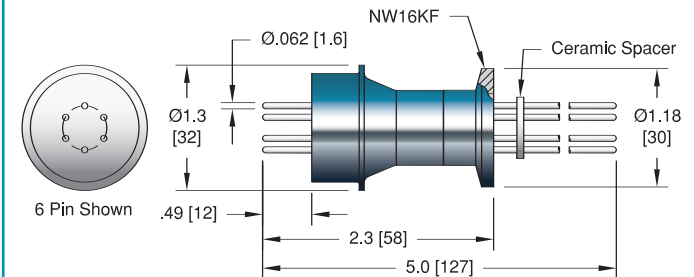
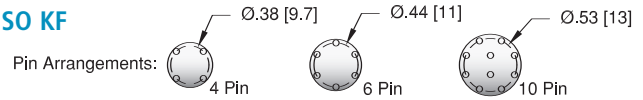
6 Pin - 550 PSIG (38 Bar)

10 Pin - 500 PSIG (34 Bar)

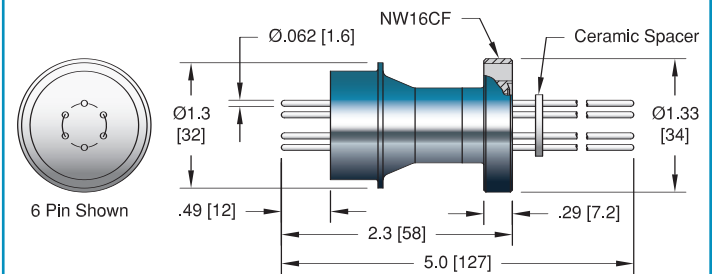
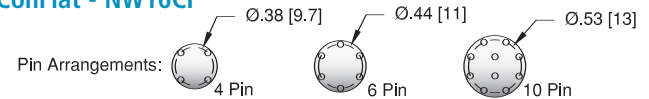
### Weldable



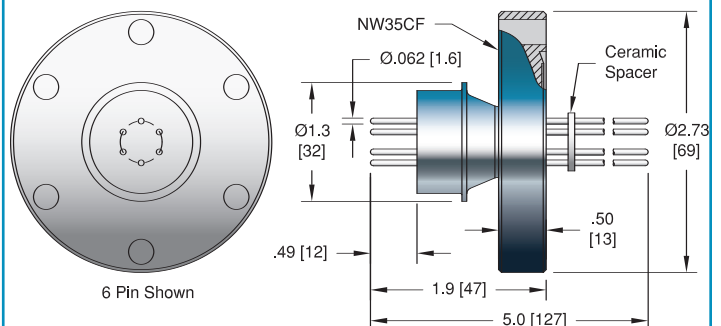
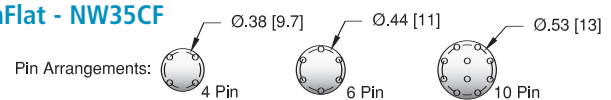
### ISO KF



### ConFlat - NW16CF



### ConFlat - NW35CF





FEEDTHROUGH

**Weldable**

NO. PINS	INSTALLATION	VOLTAGE DC	PART NUMBER
4	Weld	5 KV	10234-01-W
6	Weld	5 KV	10235-01-W
10	Weld	2 KV	10236-01-W

**ISO KF**

**ISO FLANGE**

4	NW16KF	5 KV	10234-13-KF
6	NW16KF	5 KV	10235-13-KF
10	NW16KF	2 KV	10236-15-KF

**ConFlat  
1 1/3" (NW16CF)**

**CONFLAT FLANGE**

4	1 1/3" (NW16CF)	5 KV	10234-02-CF
6	1 1/3" (NW16CF)	5 KV	10235-02-CF
10	1 1/3" (NW16CF)	2 KV	10236-02-CF

**ConFlat  
2 3/4" (NW35CF)**

**CONFLAT FLANGE**

4	2 3/4" (NW35CF)	5 KV	10234-03-CF
6	2 3/4" (NW35CF)	5 KV	10235-03-CF
10	2 3/4" (NW35CF)	2 KV	10236-03-CF

**In-Vacuum Cable  
Kapton**

VOLTAGE DC	CONDUCTOR AMPS	GAUGE	TYPE	WIRE LENGTH	WIRE DIAMETER	INSULATION DIAMETER	PART NUMBER
850 V	2.5	28 AWG	Stranded	30'	7 x 0.005	Ø .028	21621-01-A
850 V	5	22 AWG	Stranded	30'	19 x 0.0063	Ø .035	21643-01-A
850 V	20	12 AWG	Stranded	15'	37 x 0.013	Ø .101	21702-02-A
Adjustable wire stripper, 20-30 AWG (.25-.80mm)							21128-01

**Contacts**

TYPE	MATERIAL	DESCRIPTION	PART NUMBER
0.062 Crimp Contacts Crimp Tool	Alumel	Accepts wire up to 0.050 [1.3] For 0.025" - 0.075" Crimp Diameters	11259-06-X† 2840-05

\*Contacts priced and sold in packages of 5. †Shown in photo. See the Accessories section for more information on all accessories.

