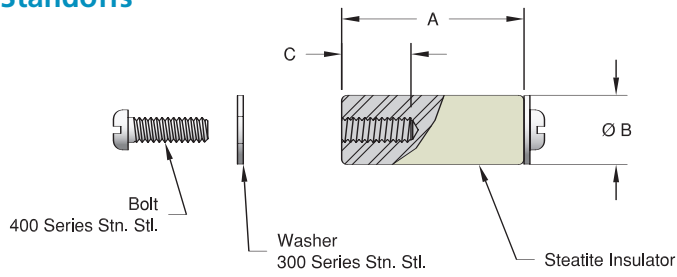
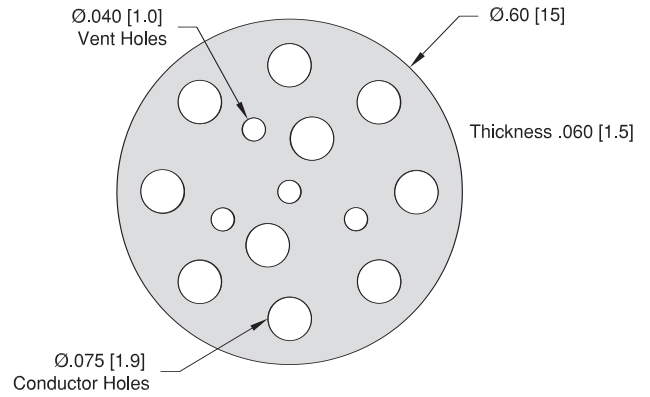


Standoffs

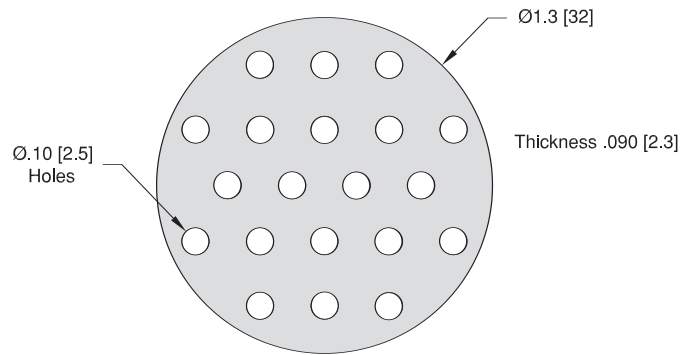


Ceramic Spacers

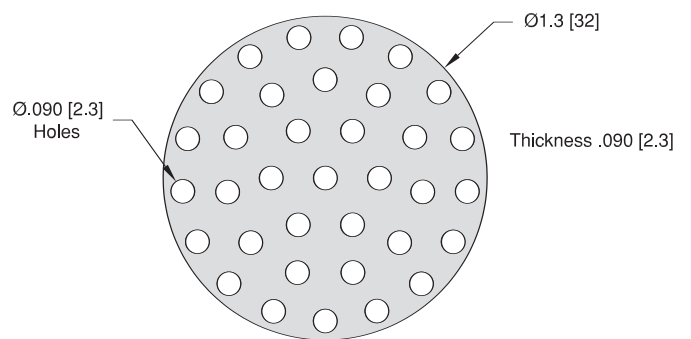
Number of Conductor Holes: 10



Number of Conductor Holes: 20



Number of Conductor Holes: 35





THREAD SIZE	VOLTAGE		A	DIMENSIONS			TEMPERATURE °C		PART NUMBER
	DC (Vac)	DC (Air)		B	C	MIN	MAX		
6 – 32	10 kV	4 kV	0.50 [12.7]	0.38 [9.7]	0.16 [4.1]	-200	400	10420-01-A	
8 – 32	12 kV	5 kV	0.63 [16.0]	0.50 [12.7]	0.19 [4.8]	-200	400	10420-03-A	
6 – 32	20 kV	8 kV	1.00 [25.4]	0.38 [9.7]	0.38 [9.7]	-200	400	10420-02-A	
8 – 32	20 kV	8 kV	1.00 [25.4]	0.50 [12.7]	0.38 [9.7]	-200	400	10420-04-A	
10 – 32	20 kV	8 kV	1.00 [25.4]	0.75 [19.0]	0.38 [9.7]	-200	400	10420-06-A	
1/4 – 20	25 kV	10 kV	1.25 [31.8]	1.00 [25.4]	0.44 [11]	-200	400	10420-08-A	
8 – 32	35 kV	14 kV	2.00 [50.8]	0.50 [12.7]	0.38 [9.7]	-200	400	10420-05-A	
10 – 32	35 kV	14 kV	2.00 [50.8]	0.75 [19.0]	0.38 [9.7]	-200	400	10420-07-A	
1/4 – 20	40 kV	16 kV	2.50 [63.5]	1.00 [25.4]	0.63 [16]	-200	400	10420-09-A	



NO. CONDUCTOR HOLES	TEMPERATURE °C		PART NUMBER
	MIN	MAX	
10	-269	800	3116-01-X
20	-269	800	1984-01-A
35	-269	800	10206-01

