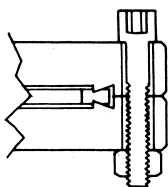
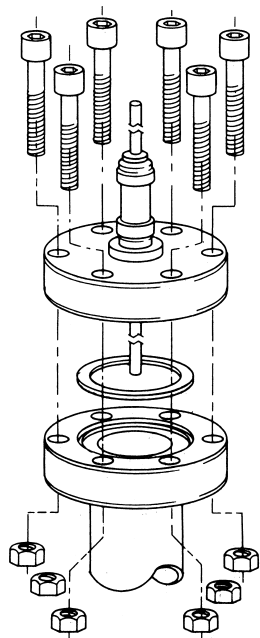
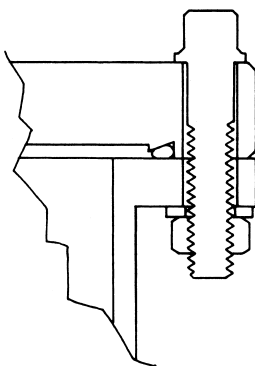
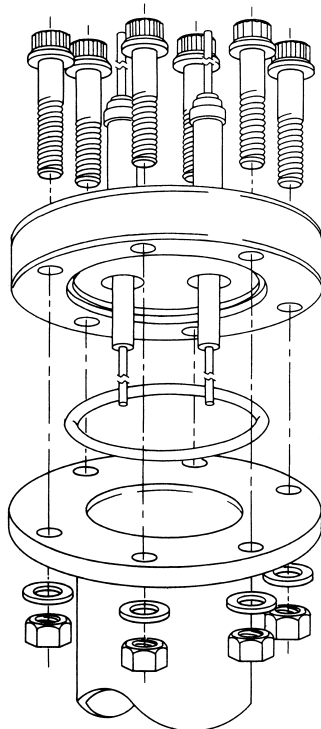


# CONFLAT FLANGE

**COPPER GASKET SEAL**



**O-RING SEAL**



**Viton O-Ring Seal  
Flange to Flange**

Flange Dia.	O-Ring Cross Section	Parker O-Ring Cat. No.
1.33	.103 Dia.	2-114
2.75	.139 Dia.	2-223
3.38	.139 Dia.	2-227
4.50	.139 Dia.	2-234
6.00	.139 Dia.	2-246
8.00	.139 Dia.	2-260
10.00	.139 Dia.	2-268

**Viton O-Ring Seal  
Flange to Flat Plate**

Flange Dia.	O-Ring Cross Section	Parker O-Ring Cat. No.
1.33	.070 Dia.	2-17
2.75	.103 Dia.	2-130
3.38	.103 Dia.	2-139
4.50	.103 Dia.	2-151
6.00	.103 Dia.	2-157
8.00	.103 Dia.	2-165
10.00	.103 Dia.	2-173

## Conflat Flange Assembly

- Finger-tighten all flange bolts, being certain they are evenly tightened.
- Torque the bolts using the torque pattern shown in the figure on page L25 in incremental steps with the final setting being the value listed in the table.