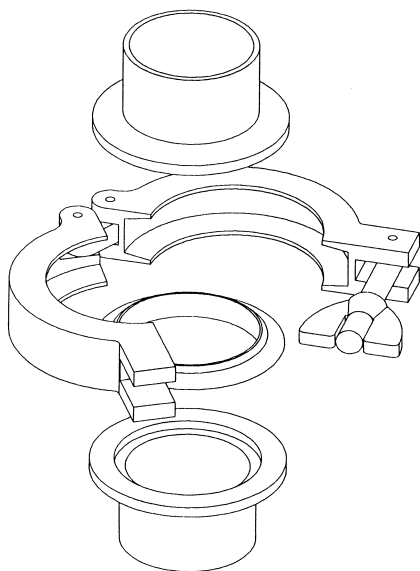


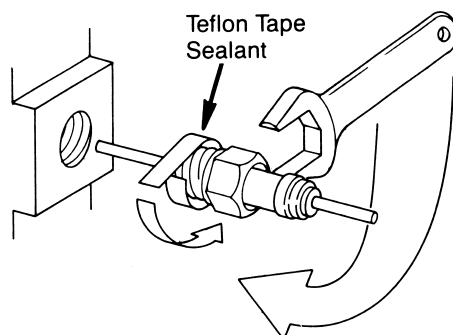
ISO NW FLANGE



ISO-NW Flange Assembly

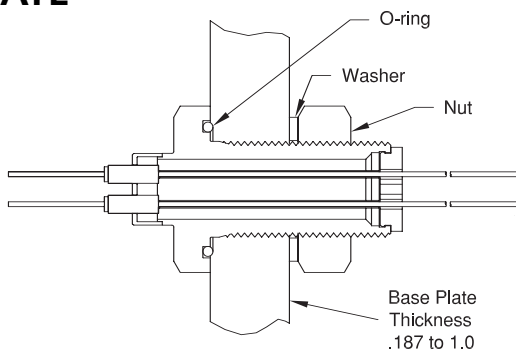
- Assemble the two flanges together with a clean O-ring and retainer between them. Place the mounted device in the proper orientation. Use of vacuum grease should not be required.
- Place the clamp around the flanges, positioning the clamp bolt and nut in an accessible position for tightening.
- Tighten down the nut. Hand tighten only. Do not use a wrench or pliers.

NPT THREAD



Use of threaded connections in a vacuum system should be minimized. The small spaces between the threads will cause virtual leaks. If threaded connection must be used, one of the connections should be slotted to permit rapid pumping of the threads and blind hole, if any.

BASEPLATE



Install feedthrough with o-ring on vacuum or pressure side of the wall. Place washer and nut on air side of system. Tighten nut to compress o-ring.